

**THE CORRELATION BETWEEN STUDENT'S SELF CONFIDENCE AND
THEIR SPEAKING SKILLS AT TENTH GRADE STUDENTS OF SMA
MUHAMMADIYAH 1 METRO : A CORRELATION STUDY**



AN UNDERGRADUATE THESIS

*Submitted of the faculty of Teacher Training and Education Metro
Muhammadiyah University in part Felfillment of the Requirement for the
degree of education in English Department*

FEBI FAZA RUMAISAH

19340027

**ENGLISH EDUCATION DEPARTMENT
FACULTY OF TEACHER TRAINING AND EDUCATION
MUHAMMADIYAH UNIVERSITY OF METRO**

2023



**THE CORRELATION BETWEEN STUDENT'S SELF CONFIDENCE AND
THEIR SPEAKING SKILLS AT TENTH GRADE STUDENTS OF SMA
MUHAMMADIYAH 1 METRO : A CORRELATION STUDY**

AN UNDERGRADUATE THESIS

Submitted

**as a Partial Fulfillment of The Requirements for the Bachelor Degree at
English Education Study Program**

By

FEBI FAZA RUMAISAH

SRN. 19340027

**ENGLISH EDUCATION DEPARTMENT
FACULTY OF TEACHER TRAINING AND EDUCATION
MUHAMMADIYAH UNIVERSITY OF METRO
2023**

ABSTRAK

Rumaisah, Febi Faza 2023. *The Correlation Between Student's Self Confidence And Their Speaking Skills At Tenth Grade Students Of Sma Muhammadiyah 1 Metro : A Correlation Study.* An Undergraduate thesis. English Education Study Program, Teacher Training and Education Faculty. Universitas Muhammadiyah Metro. Advisor : (1) Amirudin Latif, M.Pd. (2) Yasmika Baihaqi, M.Pd.BI.

Key Words: Self-Confidence, Speaking Ability, Tenth Graders, Correlation

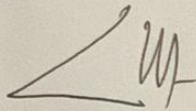
Speaking is the ability to communicate in everyday life. Being fluent in speaking a specific language becomes a goal in learning the language. In speaking, self-confidence generally appears to be one of the vital variants that may promote either failure or success in language learning. Hence, the purpose of this study was to find out whether the relationship of students' self-confidence correlates positively towards the speaking skills of class X students at SMA Muhammadiyah 1 Metro. The research sample was the tenth graders at SMA Muhammadiyah 1 Metro, which consisted of 40 students. Purposive sampling technique was applied to select the sample and used two types of instruments to collect data from two variables. The data were obtained through giving questionnaires and speaking test to student. In analyzing the data, the researcher correlated the results of the questionnaire and the speaking test results using Pearson Product Moment Correlation. The result of the r count after the data was calculated is 0.194. This value showed that self-confidence and speaking ability have a positive correlation. It was shown by Pearson correlation that the result of the r count is between 0.00 – 0,20. Thus, the students' self-confidence and speaking ability had very low correlation between the two variables. It suggested that the students needed to maintain their confidence while also improving their speaking ability so that they could speak with fluency and accuracy.

Recommendation

An undergraduate thesis by Febi Faza Rumaisah has been revised and recommendation for examination.

Metro, 14 Juni 2023

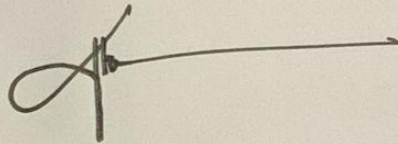
Advisor I,



Amirudin Latif, M.Pd.

NIDN.0203038002

Advisor II,



Yasmika Baihaqi, M.Pd.Bi.

NIDN.0231038801

Metro, 14 Juni 2023

Head of English Education Study Program



Amirudin Latif, M.Pd.

NIDN.0203038002


APPROVAL PAGE

This undergraduate thesis written by FEBI FAZA RUMAISAH

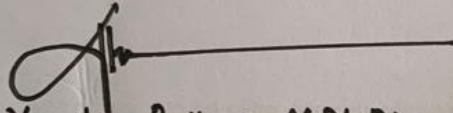
Has been defended in front of Examiners Board

On June 2023

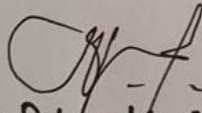
EXAMINERS BOARD



Amirudin Latif, M.Pd. , Chairman
NIDN. 0203030002




Yasmika Baihaqi, M.Pd.Bi. , Secretary
NIDN. 0231030801



Fitri Palupi K., M.Pd.Bi. , Examiner
NIDN. 0221060503

Teacher Training and Education Faculty

Dean



Dr. Arif Samman Aththibby, M.Pd.Si
NIP. 0203128801

MOTTO



“Cukuplah Allah (menjadi pelindung) bagi kami dan Dia sebaik-baiknya pelindung.”

(Q.S. Ali ‘Imran 3:173)

“You want to be extra rigorous about making the best possible this you can,

Find everything that’s wrong with it and fix it.”

(Elon Musk)

“The worst will become the best,

Take all their ridicule as a compliment to improve our quality.”

(Febi Faza Rumaisah)

DEDICATION

Out of heartfelt gratitude to Allah Sub'hanahu wa Ta'ala (The Glory and Exaltation) and love for the Blessed Prophet Muhammad Sallallahu 'Alaihi wa Sallam, the researcher has written this bachelor's thesis on the following subjects especially for :

1. The researcher's mother and father without them this thesis would not have been possible.
2. The researcher's sisters Fina, Imo Ateh, Kiki, and Wanda who always helped and accompanied me in every situation in the creation of this thesis.
3. My beloved man Steven Immanuel Therik as my support system and support money.
4. The researcher's friends Opi Ayu, Lutfiatul Nadhila, Lucky Bayu, Rabka Fadhil, Kris who always helped and accompanied me in every situation in the creation of this thesis.
5. All my family who always supported me for everything.
6. All my English teachers Mr.Dedi, Mr.Amir, Mr.Rifai, Mr.Syai, Mr.Bay, Mr.Bams, Mr.Sudirman, Mam Fitri, Mam Aulia, Mam Fenny, Mam Eva have provided me with countless valuable guidance, knowledge and advice.
7. All those who contributed to the researcher's successful completion of the thesis.

ACKNOWLEDGEMENT

All Glory to Allah Sub'hanahu wa Ta'ala for His Mercy, Favor and Taufik, so that I can complete a thesis proposal under title "The Correlation Between Student's Self Confidence And Their Speaking Ability At Tenth Grade Students Of SMA Muhammadiyah 1 Metro". This proposal was submitted to the Faculty of Teacher Training and Education at Metro Muhammadiyah University to fulfill the requirements for the Degree of Education in the English Department.

In completing this thesis, the researcher received a lot of help from various parties. For this reason, the researcher would like to thanks to:

1. Mr. Amirudin Latif, M. Pd as the first advisor and Head of the undergraduate English Education Study Program, who always gives suggestions, idies, guidance, and ancouragement in complementing this thesis.
2. Mr. Yasmika Baihaqi, M.Pd.BI as the second advisor, who always gives suggestions, idies, guidance, and ancouragement in structure that makes this thesis better.
3. All of the lectures of English Dapartment University of Muhammadiyah Metro.
4. Steven Immanuel Therik my beloved man as my support system who always give me everything I need in this research.
5. Mam Ocha Gusnaida, S.Pd, as the English Teacher of SMA Muhammadiyah 1 Metro, who help the process of the research.
6. My Family who always give me support this research.

Finally, the researcher realizes that there are still some flaws and deficiencies. For that, suggestions and criticism will be very helpful so that this thesis proposal can be better.

Metro, 14 Juni 2023

Researcher



Febi Faza Rumaisah

STATEMENT LETTER

The undersigned below :

Name : Febi Faza Rumaisah
SRN : 19340027
Study Program : Faculty Of Teacher Training And Education
Department : English Education

I affirm that the research paper entitled "The Correlation Between Student's Self Confidence And Their Speaking Skills At Tenth Grade Students Of SMA Muhammadiyah 1 Metro" is entirely my own work and not the outcome of plagiarism.

If evidence of plagiarism is found in the paper, I take full responsibility and may even result in disqualification of my degree.

This letter is presented with total sincerity.

Metro, 14 June 2023



atakan,
Febi Faza Rumaisah
SRN.19340027

x



UNIT PUBLIKASI ILMIAH
UNIVERSITAS MUHAMMADIYAH
METRO

SURAT KETERANGAN UJI KESAMAAN (*SIMILARITY CHECK*)

Nomor: 269/II.3.AU/F/UPI-UK/2023

Unit Publikasi Ilmiah Universitas Muhammadiyah Metro dengan ini menerangkan bahwa:


Nama : FEBI FAZA RUMAISAH
NPM : 19340027
Jenis Dokumen : SKRIPSI

Judul:

THE CORRELATION BETWEEN STUDENT'S SELF CONFIDENCE
AND THEIR SPEAKING SKILLS AT TENTH GRADE STUDENTS
OF SMA MUHAMMADIYAH 1 METRO

Telah dilakukan validasi berupa Uji Kesamaan (*Similarity Check*) dengan menggunakan aplikasi *Tumitin*. Dokumen telah diperiksa dan dinyatakan telah memenuhi syarat bebas uji kesamaan (*similarity check*) dengan persentase $\leq 20\%$. Hasil pemeriksaan uji kesamaan terlampir.

Demikian kami sampaikan untuk digunakan sebagaimana mestinya.



Metro, 12 Juli 2023
Kepala Unit,

Dr. Eko Susanto, M.Pd., Kons.
NIDN. 0213068302

mat.

Ki Hajar Dewantara No.116
Gmulyo, Kec. Metro Timur Kota Metro,
Pung. Indonesia

bsite: www.upi.ummetro.ac.id
mail: help@upi.ummetro.ac.id

TABLE OF CONTENT

COVER PAGE	i
LOGOGRAM PAGE	ii
TITLE PAGE	iii
ABSTRACT	iv
RECOMMENDATION	v
APPROVAL PAGE	vi
MOTTO	vii
DEDICATION	viii
ACKNOWLEDGEMENT	x
STATEMENT LETTER	xii
TABLE OF CONTENT	xiii
LIST OF PICTURES	xiv
LIST OF TABLES	xv
LIST OF APPENDICES	xvi
CHAPTER I INTRODUCTION	
A. Research Background	1
B. Problem Identification	3
C. Problem Limitation.....	3
D. Problem Formulation	3
E. Research Objectives	3
F. Research Scope.....	4
G. Research Benefits	4
CHAPTER II THEORETICAL FRAMEWORK	
A. Previous Research Overview	6
B. Theoretical Review	7
C. Thinking Framework.....	14
CHAPTER III RESEARCH METHODOLOGY	
A. Research Design.....	15
B. Population And Sample	16

C. Research Instrument	16
D. Validity and Reliability of Research Instrument.....	20
E. Data Collecting Technique	22
F. Data Analysis Technique.....	22
CHAPTER IV FINDING AND DISCUSSION	
A. Finding	26
B. Discussion.....	33
CHAPTER V CONCLUSION AND SUGGESTION	
A. Conclusion	36
B. Suggestion	36
REFERENCES	38
APPENDICES	40

LIST OF PICTURES

Pictures1 Graph of the Low Positive Correlation	32
---	----

LIST OF TABLES

Tables 1.1 The Average Speaking Skills of The Students	2
Tables 3.1 Number Of Students	16
Tables 3.2 Likert Scale Quistionnaire	17
Tables 3.3 Indicator Self-Confidence.....	17
Tables 3.4 Scale and Interpretation of Likert Scale Questionnaire	24
Tables 3.5 Mean Interpretation of Questionnaire.....	24
Tables 3.6 Rule of Thumb for Interpreting the size of Correlation Confidence	25
Tables 4.1 Description Data Of Students' Self-Confidence	27
Tables 4.2 Description Data Of Students' Speaking Skills	28
Tables 4.3 Frequency Distribution Of Speaking Skill	28
Tables 4.4 Result Of Normality Test	29
Tables 4.5 Result Of Linearity Test	30
Tables 4.6 Result of Pearson Correlation Product Moment	31

LIST OF APPENDICES

Appendix 1 Surat Keputusan Dosen Pembimbing	40
Appendix 2 Surat Acc Pengajuan Judul Skripsi	41
Appendix 3 Surat Izin Pra Survey	42
Appendix 4 Kartu Bimbingan Skripsi	43
Appendix 5 Expert Curriculum (Validation)	46
Appendix 6 Scoring Rubric For Speaking	47
Appendix 7 Quistionnaire of Self-Confidence	48